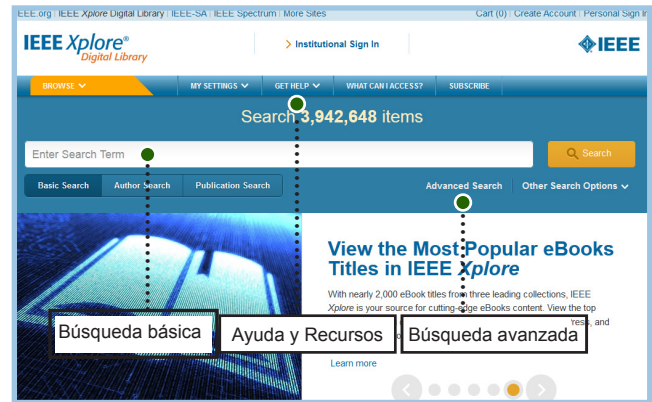


Getting Started with Your Search

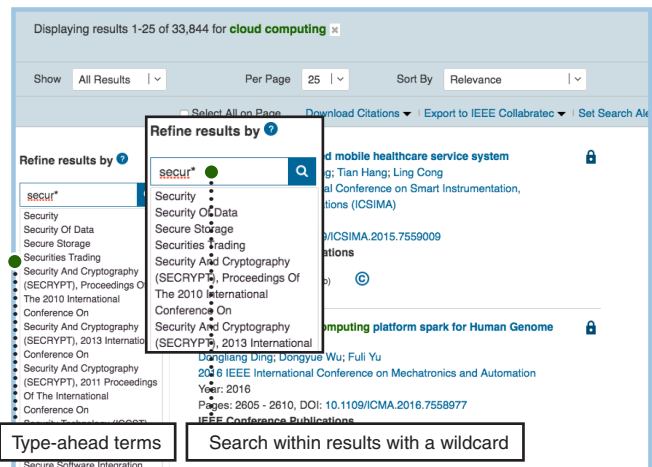
Empieza tu búsqueda aquí

- » IEEE Xplore busca todos los términos ingresados y los lista por su relevancia.
- » **BÚSQUEDA BÁSICA** matches metadata, which includes fields such as document title, author, publication title, abstract, index terms, etc.
- » To use Boolean operators or search within the full-text, go to **BÚSQUEDA VANZADA**.
- » A **WILDCARD** asterisk (*) represents any or no characters. - secur* retrieves secure, secures, security, securing, etc.
- » Use quotes (" ") to search for an exact phrase.



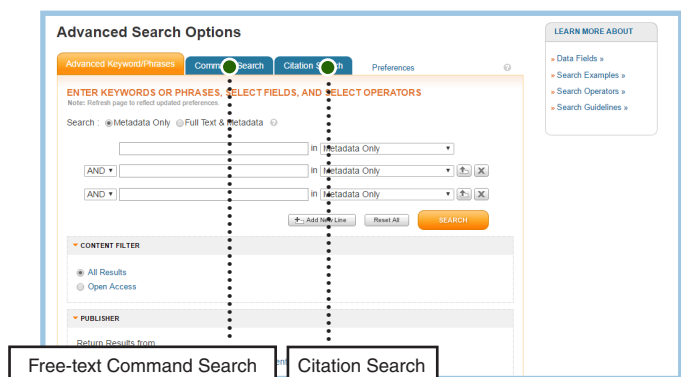
Cómo limitar sus resultados

- » On the search results page, under **REFINE RESULTS BY**, use **SEARCH WITHIN RESULTS** to enter additional search terms.
- » You can also refine by **FACETS** such as Year, Author, or Affiliation. For example, to limit your search to one or a few authors, select the author(s) then click **APPLY REFINEMENTS** to view refined search results.
- » To remove search terms or refinements from the search, click "X" next to the item.
- » Use the drop-down menus to change the number of results displayed **PER PAGE** or the **SORT BY** order (newest first, most cited by papers or patents, etc.)



Opciones de búsqueda avanzada

- » In **ADVANCED KEYWORDS/PHRASES**, you can limit your search to specific fields (including full-text) and combine search terms using Boolean operators (AND, OR, NOT).
- » Switch to the **COMMAND SEARCH** to use advanced Boolean operators, such as **NEAR**, and nested concepts.
- » Use the **CITATION SEARCH** tab to search for specific items, such as issue, page number, and year.

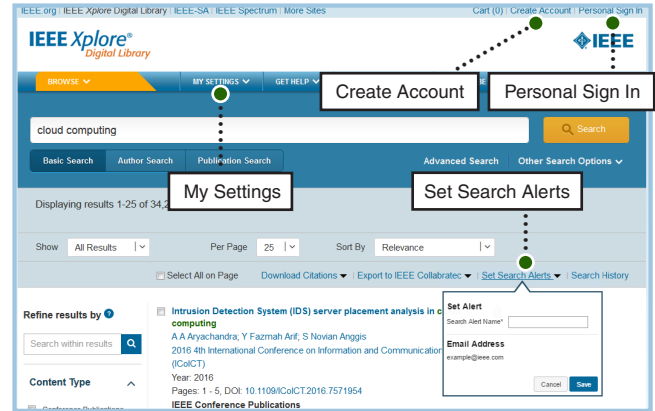


Herramientas, tips y capacitaciones vaya a: www.ieee.org/onlinetraining

Keeping Current with IEEE Xplore

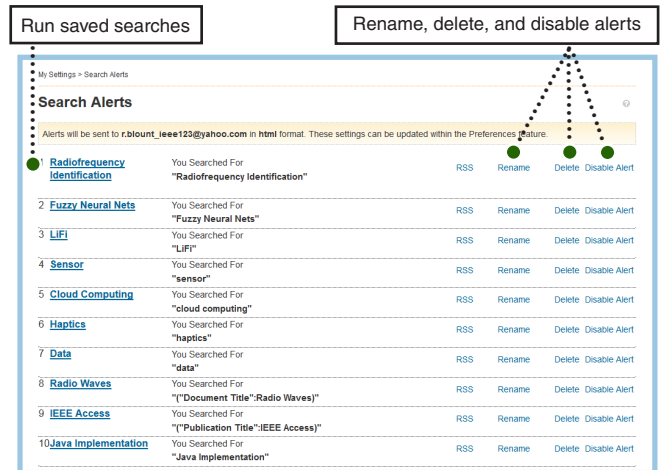
Guarde sus alertas de búsqueda

- » Sign in with your free IEEE personal account or choose [CREATE ACCOUNT](#) to register.
- » Perform a search in IEEE Xplore. Refine or broaden until you are satisfied with your results.
- » Click [SET SEARCH ALERTS](#) from the Action Bar.
- » Name your Search Alert and choose [SAVE](#).
- » You will receive a weekly email as new content becomes available based on your specifications.



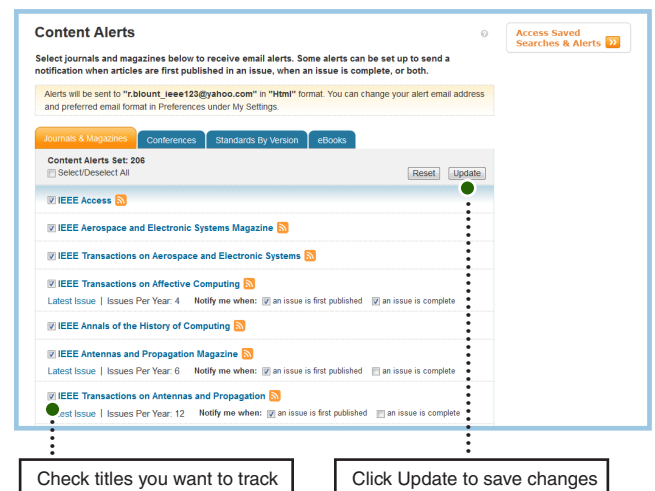
Manage Search Alerts

- » Sign in with your free IEEE personal account
- » Go to [MY SETTINGS](#) and choose [SEARCH ALERTS](#)
- » Access up to 15 saved searches
- » Run your saved search—click on the search name
- » [DELETE](#) the Search Alert
- » [DISABLE ALERT](#)—turn off emails but retain saved search for your account



Content Alerts

- » Sign in with your free IEEE personal account
- » Go to [MY SETTINGS](#) and choose [CONTENT ALERTS](#)
- » Scroll to select titles you want to track - check multiple boxes at once.
- » Click [UPDATE](#)—you will start receiving Tables of Contents or other notifications when new content is published.
- » Navigate between tabs to set email alerts on Journals & Magazines, Conferences, Standards, and eBooks.



Tools, tips and training go to: www.ieee.org/onlinetraining